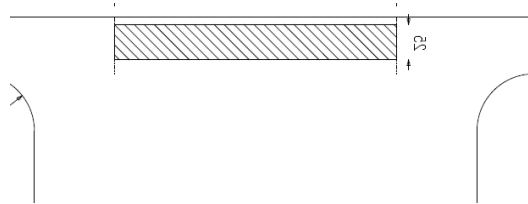


MEDI-1ST

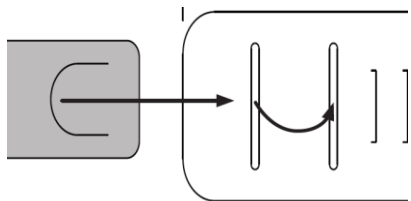
VISOR

Medi-1st Visor Assembly Instructions

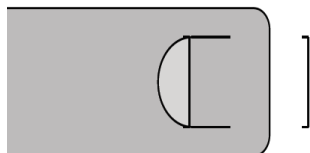
1. Unpeel the backing and stick the foam piece to the centre of the visor 5mm from the top. Use the small crease lines as a guide.



2. Adjust the headband to fit your head
 - Put the thin side of the headband through the two slits on the wider side, in towards the back of the visor and then out towards you



- Then fit the D-shaped tab into a suitable slot for your head size



The visor is now ready to wear.

To re-order or see the other products in our range visit our website www.staysafevisor.co.uk

For enquiries over 5000 units please email sales@1st-packaging.co.uk



The visor is made from 100% PET and is fully recyclable. The foam is not currently recyclable.

